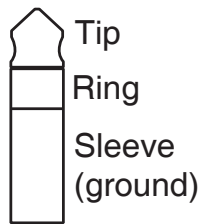


- Supplies power for up to eight PM50se, PM50s, PM55, and PM351 units.
- Directly supplies a monitor signal to four of the above units, indirectly (by using stereo “Y” adapters) to provide signal for up to eight units.
- Unbalanced 1/4” and TRANSFORMER-balanced XLR inputs.

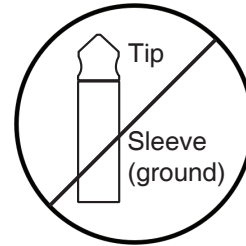
**The PM50se, PM351 and PM55 Must all be switched to the “MONO” input setting to be used with the PS16. If they are not switched to having a “MONO” setting input the PS16 will not work, and damage may occur to both units.**

**CAUTION:** Plugging a mono 1/4” TS plug into any of the PS16’s outputs will cause permanent damage to the unit as one side would be shorted directly to ground.

This is a TRS or stereo jack that is compatible with the PS16 output.



This is a MONO jack and should never be plugged into the PS16 output.



What's in the box?

- 1 - Made in USA PS16
- 1 - 12V power supply PN PS12
- 1 - This owners manual

# ROLLS

## PS16 POWER CENTER

**Personal Monitor  
Power Supply  
Signal Distribution**

### SPECIFICATIONS

Input Power: 12 VAC  
Size: 3.125" x 3.125" x 1.25"  
Weight: 1 lb (.45 Kg)

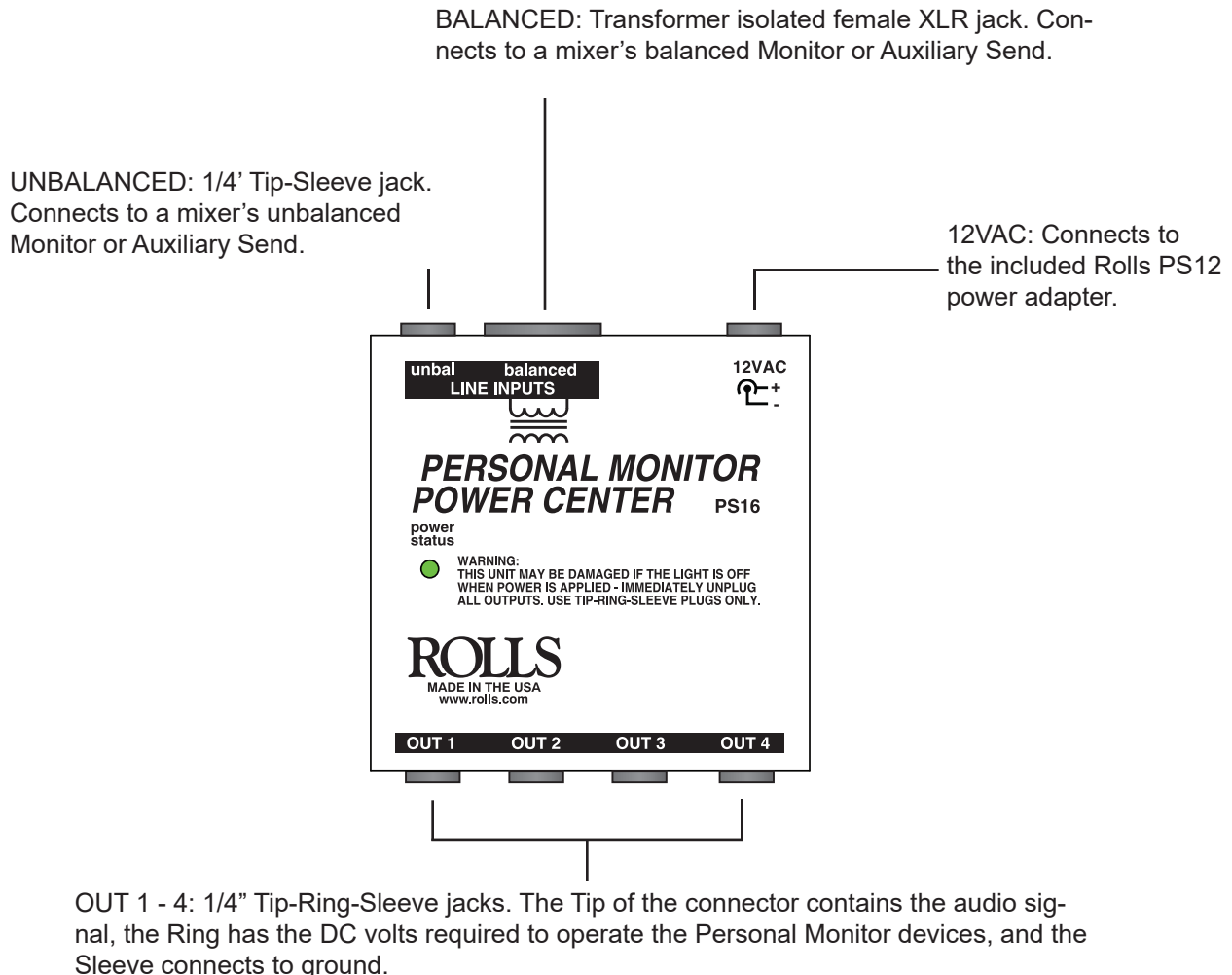
# ROLLS

Rolls Corporation  
Salt Lake City, UT  
8/19

READ THIS MANUAL FOR IMPORTANT OPERATION INSTRUCTION. TIP-RING-SLEEVE PLUGS ARE REQUIRED FOR THE OUTPUTS OF THIS UNIT.

## Connection guide

The PS16 supplies power and distributes a single Monitor signal to up to eight Rolls PM50se, PM50s, PM55, or PM351's with only one cable ran to each item. This dramatically increases efficiency and eliminates the need for multiple adapters and cables. The power AND monitor signal are carried from each PS16 output using an ordinary TRS 1/4" stereo cable to the Monitor input of the PM50s, PM50se, PM55, and PM351. Using stereo "Y" adapters, up to eight of the Personal Monitor Amplifiers may be connected.



- Connect the Send from the mixer to the appropriate Input of the PS16 (balanced or unbalanced).
- Connect the PS12 adapter to the VAC input of the PS16. The Power/ Status LED should light. If not, immediately unplug the power as this might indicate a short from the Ring of an Output jack to ground.
- Connect the TIP-RING-SLEEVE STEREO cables from the PS16 Outputs to the PM series Monitor Inputs. The PM50se, PM50s, PM351 and PM55 Must all be switched to the "MONO" input setting to be used with the PS16. If they are not switched to having a "MONO" input the PS16 will not work, and damage may occur to both units. Refer to the Personal Monitor unit owners manual for proper operation of that unit.